
SPRING / MAY 2023

Mysticalligraphers

www.calligraphyconnecticut.org

THE CALLIGRAPHY GUILD OF SOUTHEASTERN CONNECTICUT



Artwork by Marie Galtieri

President's Message

By Stu Sharack, Co-President

"Spring is the time of plans and projects" (Leo Tolstoy). Although I know you are all anxious to get outside and repair your gardens I hope you will also find time to continue improving your calligraphic art. Go to a conference, take a workshop, participate in a Zoom class, create something and please share your new endeavor. We all get excited to hear and see what other members are doing. I am looking forward to spending a week in Scranton, PA at the IAMPETH (International Association of Master Penman, Engrossers, and Teachers of Handwriting) Conference in July. I am certainly no Master but there will be a lot of Masters to meet. Why don't you come? Check your calendar and keep open the dates for our July and August summer workshops at the Grange. You'll regret having to miss this fun. Mark down July 12, July 26, August 9 and August 23.

Milly and team once again put together an impressive exhibit at Thrive55 (formerly Groton Senior Center) which was open from March through April. Lots of unseen pieces were on display. It was great to have such a large space for wall and shelf exhibits. Special thanks to Milly Carlson, Terry Philbrick, and Barbara Read for offering a public lettering demonstration at the site.

Announcements

DATES TO REMEMBER

Wednesday, May 10th at 5pm: May Meeting, Mystic Noank Library

Saturday, July 15th: Summer Newsletter submission deadline

July 12th, July 26th, August 9th & August 23rd: Summer workshops at the Grange

NEWSLETTER SCHEDULE*

Winter - February 1

Spring - May 1

Summer - August 1

Fall - November 1

*Approximate :)

-Arlene Marcionette



In This Issue

- *My Studio*
- *Valentine Exchange*
- *Book Review: Tim Botts*
- *Member Projects*
- *Program Review: Kathleen Borkowski*
- *Book Review: Margaret Shepherd*
- *Program Recap*

MY STUDIO

By Ann Pasquier

Though I would not claim that my studio is a bona fide artists' studio, I do have a nice place for my calligraphy with good lighting and room to do whatever projects I have in mind. At one end of our home we have 2 guest rooms and a bath which are away from the usual traffic and activity areas. I use the far room for my studio and have arranged it so that my calligraphy "messes" can be easily hidden from view when there are guests. There is a sofa bed, comfortable chair and an end table, so when there are no guests, there is usually an array of calligraphic "this and that" on the sofa and end table as well.

Here in Sarasota, FL there is a thriving neighborhood of Amish and Mennonite families so there is easy access to the wonderful wooden handmade Amish furniture (primarily made in OH, PA and IN but sold in several Amish furniture stores here). I found just the right piece for my studio. It is a tall wooden "cupboard" with doors and plenty of shelves and is conveniently just to the left of my desk. All containers inside are labeled for easy access to paints, inks, nibs, brushes, and other supplies. The closet in my studio would be "off-limits" to guest use... every space is taken! I love that I can also close these doors and no one knows how much I have accumulated! Inside there is a small bulletin board where I can pin notes, works in progress and ideas that I would like to return to. This is where I also keep paper stored vertically.

There is a bookcase with more labeled supplies and on the top of the bookcase are sturdy cardboard magazine storage boxes. All the spiral-bound books in these are from on-line classes taken during the Covid years (the one positive aspect of Covid which will continue for all time I hope). Another 2 shelves in our living room contain calligraphy books. My desk is rather simple. I work flat so I do not need a slanted surface. I recently replaced my Artograph light box with a Cricut light box and am very pleased with it. It is quite inexpensive compared to the Artograph, is very thin, has 3 light intensity settings and plugs into the USB outlet on my electric power strip. I have placed a couple of cards on the light box to show the size. The cards were made using a casual pointed pen style and watercolor techniques "a la" Jen Sweeney, Sue Cunningham and Pat Blair on-line classes... highly recommend them all! The cards are also to let you know "I'm missing you." I treasure my CT guild memories and remain a Mysticaligrapher as well as a Coastal Calligrapher here in FL!



Valentine Exchange



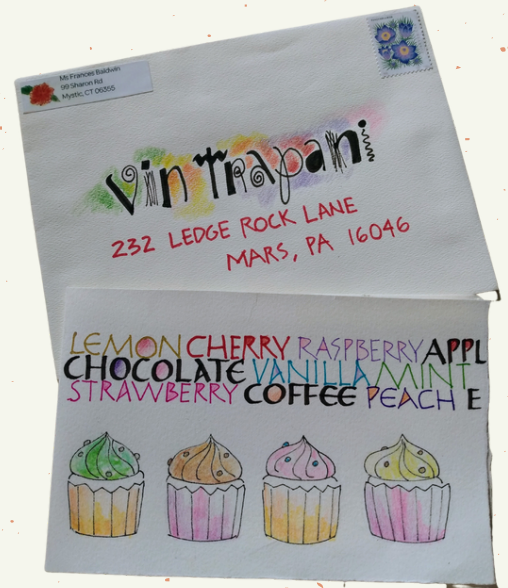
Clockwise from top left: Sue Cunningham, Gail Turgeon, Annette Chittenden (front), Annette Chittenden (inside), Karen Ragonese




"The best & most beautiful things in this world cannot be seen or even heard, but must be felt with the heart."
Helen Keller



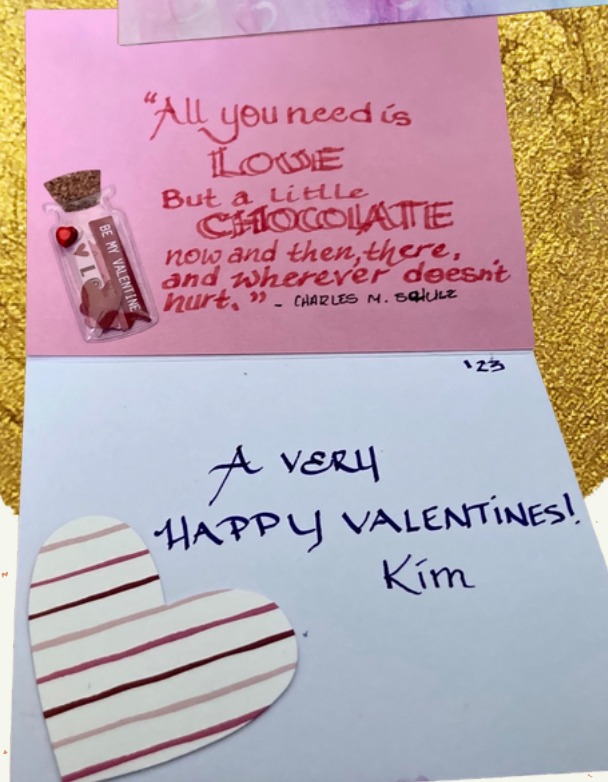
D. Ruch
81 Saddlebrook Path
Southington, CT 06489



Clockwise from top left:
Julieta Worley (front, inside, envelope),
Muffy German, Fran Baldwin,
Laurie Murphy, Karen Burgess,
Muffy German



Top: Marie Galtieri (front and inside)
Middle row, left and center: Dee Ruch
Middle row, right: Stu Sharack
Bottom, from left: Terry Philbrick, Melissa Stratton, Sue Cunningham



Top: Joann Hohensee (front and inside)
 Middle: Barbara Read (front and inside)
 Bottom left: Ellen Koh
 Bottom right: Kim Marino (front and inside)

BOOK REVIEW: TIM BOTTS

To Flourish: Biblical Wisdom About the Arts



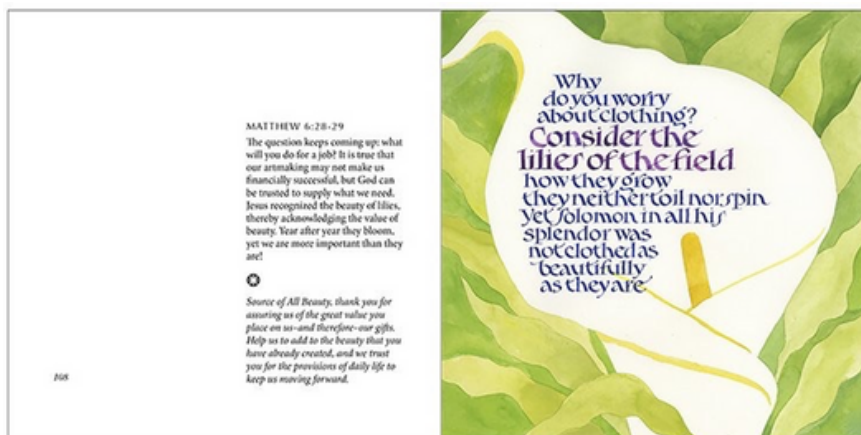
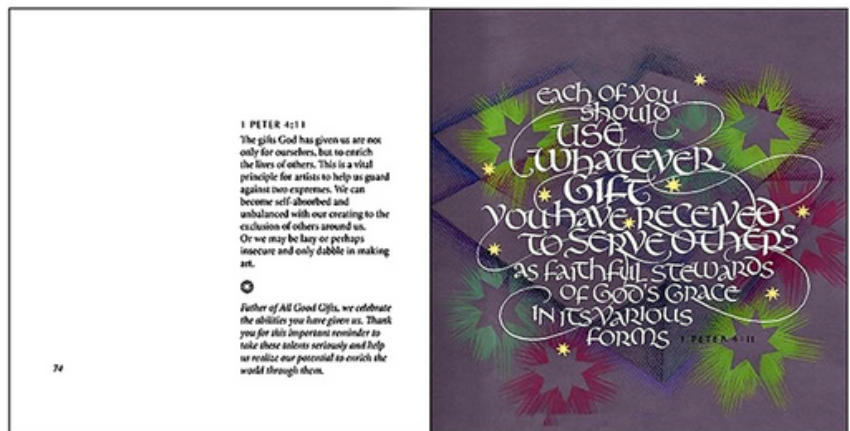
By Annette Chittenden

THIS IS TIM BOTTS' FIRST NEW BOOK IN TWELVE YEARS.

I've purchased his calendars, his posters, his cards, but to have so many examples of bright, dancing words and color in my hands at the same time is always a treat.

Honestly, I thought I had signed up for his class a long time ago at a calligraphy conference. Only to find out I had confused him with Carl Rohrs....a very different personality.... but I slogged through the class and eventually got inspired!

*So now I wait for my Tim Botts book to arrive, but I can share some of the artwork from his book that I have found on his website:
timbottscalligraphy.com*



INSPIRATION IS FOUND ON EVERY PAGE

MEMBER PROJECTS

KAREN BURGESS'

Graceful Envelope



Karen Burgess was inspired by Fran Baldwin's presentation of the "Graceful Envelope Contest." This year's theme was "Fan Mail." Karen's heart was captured by Maurice Sendak, who wrote and illustrated "Where The Wild Things Are." She showed up at one of his early book signings with a big box of his books to be signed - he was amazed and signed them all!

IT'S NOT FOOD, BUT IT IS FOR THOUGHT...

WHAT JOY THERE IS IN HEARING YOURSELF THINK,
AND TO MAKE THAT THINKING INTO INK.

-JOHN OLSEN, AUSTRALIAN ARTIST

MEMBER PROJECTS



Pamela LaRegina - excerpt from accordion alphabet book



Karen Burgess



Muffy German

MEMBER PROJECTS



Debby Reelitz



Karen Burgess:
portrait request from a neighbor



Stu & Karen - Groton Senior Gallery



**Gail & Milly with
Peace Dove Tree**

KATHLEEN BORKOWSKI, GUEST ARTIST: A REVIEW

By Annette Chittenden

First, thank you Meghan for arranging a visit with the artist Kathleen Borkowski, who resides in Winsted, CT. Kathleen brought us on a journey of self discovery from her very first business card, decades ago, to her timely environmental pieces today.

When she found herself not sure of how to get to the next level with her work, she sought out artists and asked to be tutored, one on one! One of those artists was Nancy Culmone way back when she lived in Littleton, Massachusetts!

One of her mentors encouraged her to pick a theme and create 100 pieces of art - each day she would read and write poetry, journal and draw. Maybe you could shorten your adventure to 6 months and 20 pieces?



Past president of the Connecticut Valley Calligraphers, Kathleen encouraged us all to pitch in and work together to keep the calligraphic arts alive.

Her insightful slide presentation was a collage of explorations from designing her own alphabet, to cyanotypes, to more recent work: "No Plan(et) B - Landscapes of the Anthropocene - New Work about Earth & Humans." Her studio is located in Whiting Mills, Winsted, CT (#508).

If you weren't at our meeting - not to worry! Visit her website and you will be treated to many of the pieces she showed us in her side presentation!

www.kathleenborkowski.com

kathleen@kathleenborkowski.com

Her journey was fascinating and inspiring - and bonus - we got to make Cola Pens and experiment with calligraphic strokes on long rolls of paper - there were no dull moments!

**Final quote from her presentation:
"The journey is the destination."**

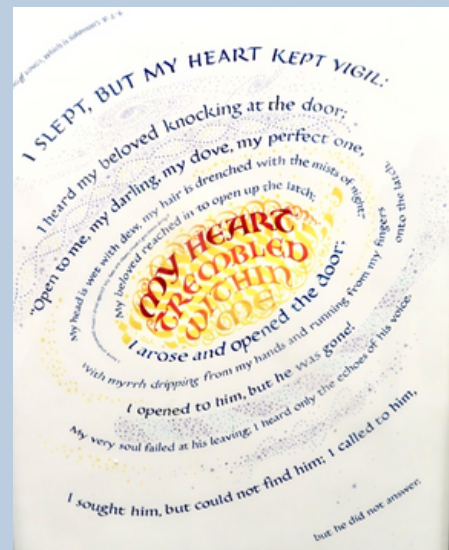
Book Review: Margaret Shepherd

By Annette Chittenden

Margaret Shepherd's book, "Song of Songs" will mean different things to different people. To the lay reader, one who does not letter, but loves to read beautiful words, it will delight the eye. To biblical scholars it will explain the diversity of translations and impact of chosen interpretations. But to us? It is above all a teaching tool. A tribute to the lovely diversity of lettering styles and a reference book for composition, design and beauty!


Take one example from the text on negative space in composition (chapter 2, verses 6-11): "White space is never really empty; it speaks as eloquently as words.....music is not only in the notes, but also in the silences between them....The best poetry, prose and drama contain no extra words because authors know that they can let the reader's imagination do some of the work.

Even stand-up comedians know the importance of letting a beat of silence double the punch of their punch lines."



If you missed her exhibit at the Yale Divinity School - all of her pieces are in this book! And Stu shared with her (at the opening reception) Terry's story of how Margaret suggested we form a guild after she had presented a workshop in Mystic forty years ago!

Whether it be roman capitals, book hand (one of her favorite hands), or uncials or italic - the letters live, for Margaret Shepherd.



2023 Upcoming Programs

May 10 – Informal Romans with Muffy

Jun 14 – Romans quote on fake vellum with Gail

Jul 12* – Weathergrams and Stamps with Annette

Jul 26* – Paste Paper with Fran and Terry

Aug 9* – Book binding with Amy

Aug 23* – Melted crayon cards with Stu

Sept 13 – Annual meeting with materials swap

and/or show and share

Oct 11 – Fall/Halloween cards with Sean

Nov 8 – Page exchange

Dec 13 – Holiday party

(*summer meetings will be held at the Grange
in Stonington and are in person only)

A friendly reminder for program leaders: Please be sure to
Email the group with the details of your program including materials
AND handouts so everyone, including our Zoom-ers,
can be in the know. Thank you!