
SUMMER / AUGUST 2023

Mysticalligraphers

www.calligraphyconnecticut.org

THE CALLIGRAPHY GUILD OF SOUTHEASTERN CONNECTICUT



Artwork by Karen Burgess

Co-Presidents' Message

By Annette Chittenden & Stu Sharack

"Well, summer has finally hit...hot, sticky days and chance of a shower almost every day. Stu says, "I must admit that the gardens seem to be taking precedent over my calligraphy. But that will change soon as I prepare for my trip to the IAMPETH conference. I'm sure some of you know how excitement builds just prior to conferences as forums fill with calligraphic communications."

We hope you will find time to attend some of our "hands on" events at the Grange this August 9th and 23rd. When we get together to learn and do, energy abounds.

It was fun to play with creative Roman letters at our recent meetings. We formed a new perspective and understanding of Roman lettering as we modified rules learned in previous classes. Thank you, Muffy and Gail for loosening us up in preparation for a page exchange project this fall. We will be lettering "Jabberwocky." Each participating member will be assigned a line from the poem to interpret with some form of Roman lettering, using a horizontal format.

Dee presented a great workshop on Weathergrams in July. We each received four pages of quotes - plus a page of sassy ones! We learned about the profound effect Japanese culture had on Lloyd Reynolds. He created weathergrams as a result of his studies. We are grateful to Dee for her time and energy and we know those quotes will resurface in future projects!

We have a great workshop coming in October with Rick Paulus - "The Magnificent Monoline Letter."
Mark your calendar for October 14-15.

Dues are due! You can send your membership dues anytime now to Terry or bring your check of \$25.00 to the September meeting. For those who do not have a printer, add \$5.00 onto that for a printed copy of our quarterly newsletter. Be reminded that this is only for those who do not have a printer.

And finally, send cards to Sean for him to use to spread Sunshine! Hope your gardens produce a bounty and your lettering continues to flourish as well!

Announcements

DATES TO REMEMBER

August 9th & August 23rd: Summer workshops at the Grange

September 13: Annual meeting with materials swap and/or show and share, Mystic & Noank Library

October 15: Fall newsletter submission deadline

DUES 2023-2024

It's that time again. Your annual dues of \$25 are due at or before the Annual Meeting on September 13, 2023. Paying these dues makes you a member through August 2024. By paying your dues, you will be signing yourself up for all the interesting activities our guild is planning for the 2023-2024 program year. By paying your dues on time, you will allow me to produce a new membership list sooner. Please bring your dues to the September meeting or mail them to me at 7 Wyngate Circle, Mystic, CT 06355. Thank you.

-Terry Philbrick, Treasurer

UPCOMING WORKSHOPS

Mysticalligraphers presents:

Rick Paulus - The Magnificent Monoline Letter - October 14 and 15, 2023 - for more information:

<https://calligraphyconnecticut.org/mysticalligraphers-meetings-and-workshops/>

Masscribes is also having fall workshops:

Andrew Van Der Merwe - Rhythm & Movement in Calligraphy - September 29, 30 & October 1

<http://masscribes.org/rhythm-movement-in-calligraphy-with-andrew-van-der-merwe>

-Julieta Worley

NEWSLETTER SCHEDULE*

Winter - February 1

Spring - May 1

Summer - August 1

Fall - November 1

*Approximate :)

-Arlene Marcionette

IN THIS ISSUE

Proposed Slate

Rosie Kelly: A Tribute

Muffy German's Playful Romans

Gail Turgeon's Presentation

Weathergrams with Dee Ruch

Fran Baldwin's Graceful Envelope

Member Feature: Sean Kane

My Studio: Fran Baldwin

Workshop Flyer: Rick Paulus

Upcoming Programs

PROPOSED SLATE OF OFFICERS & GUILD POSITIONS 2023-24

EXECUTIVE BOARD

Co-Presidents - Stu Sharack and

Vice President – Pam Lambot

Treasurer – Terry Philbrick

Recording Secretary – Kimberly Curtin-Marino

Membership – Terry Philbrick

Member-at-Large – Ellen Koh

GUILD POSITIONS

Programs – Meghan Lamoureux

Librarian – Fran Baldwin

Newsletter Designer – Annette Chittenden

Facebook – Pam Lambot

Historian – Muffy German

Publicity – Annette Chittenden

Workshops – Julieta Worley

Newsletter Copy Editor – Marie Galtieri

Website Liaison – Melissa Stratton

Exhibits – Milly Carlson

Sunshine/Social Relations – Sean Kane



ROSIE KELLY

A TRIBUTE

Artist Rosie Kelly had an extraordinary gift for designing original handmade books from painted paste papers.

How many of us multi-media artists have stacks of beautifully decorated paste papers, but no idea how to best feature them?

Rosie explains in her book *Beyond Paste Papers Artists' Books*, "I took a class in Italic in my early twenties and loved it. Thirty years passed before my return to the study of calligraphy - years as a Benedictine nun, a teacher, and a clinical therapist."

Years ago, Mysticalligraphers' invited Rosie to do a two day workshop for us. The techniques she showed us changed our ideas of what a handmade book could look like! Windows cut out of pages, crooked pages, pages folded over on themselves, pleats, cutting corners.....we ended up with unique handmade books and were encouraged to play with our letters! This was just the tip of the iceberg for what Rosie showed us about lettering and making books!

Gail, inspired by her work, suggested a Page Exchange idea for this year, using paste papers and a very playful poem by Lewis Carroll - Jabberwocky.

We hope, in a small but unique way, to honor Rosie Kelly and Gail has suggested we dedicate this year's Page Exchange to her - a wonderful idea!


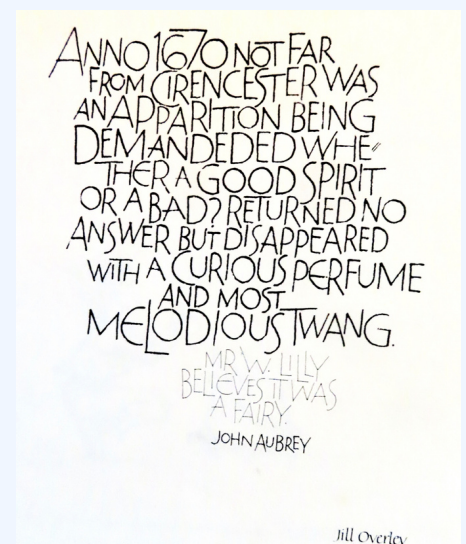
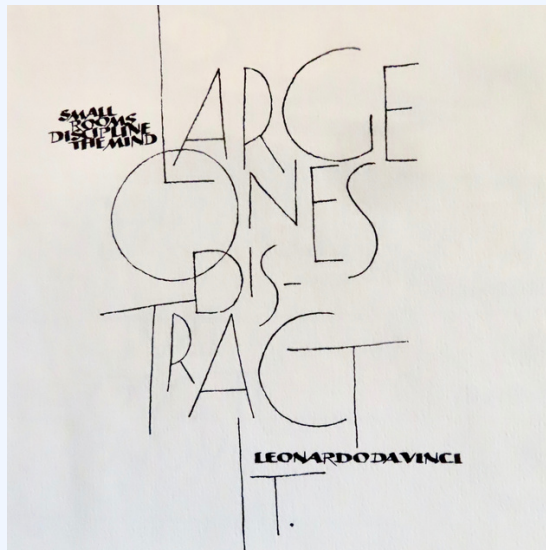
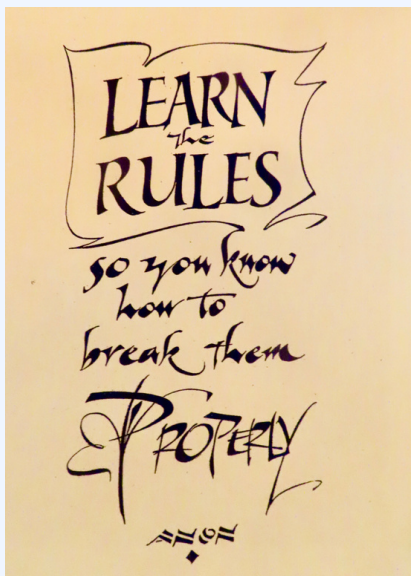

Rosie passed away in 2020. But much of her work can be viewed on this site:

<https://calgough.wordpress.com/2020/08/12/rosie-kelly-calligrapher-extraordinaire/>

Muffy's Presentation

Playful Romans

Muffy German showed a power point presentation titled: Playful Romans. She scoured old issues of Letter Arts Review, calligraphy date books, etc. to collect a variety of Roman lettering styles and layouts. These are just a few from her presentation, along with a group shot from the workshop!






Bill Overley



Gail's Presentation

Past President Gail T showed us how to pen a Romans quote onto fake vellum. Then, as practice for our Lewis Carroll "Jabberwocky" Page Exchange project - due in November - Gail instructed us on how to make an assemblage with the quote, paste paper, pastels, colored pencil, crayon, washi tape, markers, paper punches, and brads. Challenging and fun!



Fran's Graceful Envelope



Fran Baldwin was also inspired to submit artwork for the Graceful Envelope Contest! This year's theme was "Fan Mail." We are still waiting to hear who the winners are - but we think Fran and Karen (who also submitted), are winners already! Thanks to Milly's presentation for the inspiration.

MEMBER FEATURE

Portrait of a Noank Artist: Sean Patrick Kane



Sean Patrick Kane, Student of Life, is pursuing a “Bachelor of Liberal Arts Studies” in his retirement. He is a graduate of the University of Connecticut School of Social Work.


He has or is serving on a variety of Board of Directors including Mystic’s St. Edmund’s Retreat Center at Ender’s Island; Fort Griswold State Park; Ocean Beach State Park; Connecticut Early Music Society, Inc.; Southeastern Connecticut Council of Human Resources; and Connecticut Academy of Fine Arts (CAFA). Sean Patrick takes advantage of challenging ways to give back to the community.

A visiting instructor with New London and Groton and the Mystic Museum of Art, Sean Patrick enjoys teaching the ancient art of calligraphy. Frequently, he employs a teaching style that blends the arts with life is-

ssues for all ages. As a board member of Mysticalligraphers for the past two decades, he has cultivated a deep appreciation for the fine art of lettering or penmanship.

As an active member of the YMCA, Sean Patrick has realized a lifelong passion for swimming as an enthusiastic member of the water aerobics swim team. He enjoys exhibiting his life works with a variety of venues including Noank’s Latham/Chester Gallery; Mystic Museum of Art (MMoA); and “Pacific Street Art Gallery.” He is also a member of the Denison Pequotsepos Nature Center and the Stonington En Plein Artists, and a docent for his alma mater’s botanical gardens through Connecticut College’s Arboretum Dept.

Sean Patrick has three grown children and resides in ~~Oakdale~~ *the Town of Waterford, Connecticut.*



IT'S NOT FOOD, BUT IT IS FOR THOUGHT...

"CREATIVE WORK IS A GIFT TO THE WORLD.
DON'T CHEAT US OF YOUR CONTRIBUTION.
GIVE US WHAT YOU'VE GOT."

-STEVEN PRESSFIELD

MY STUDIO

By Fran Baldwin

Sitting in my art room I am surrounded with all the implements needed for my calligraphy practice. A collection of pens, inks, watercolor paints, drawers full of papers, plus lots of other assorted craft making supplies are here at hand.

I have been in my house since 2007 but it wasn't until the pandemic in 2020 that I recognized my need to designate this room intentionally for art. So gradually, I got new flooring and then painted walls white, had ceiling lighting installed, and placed sorted art materials into clear plastic bins on shelves.



During the pandemic, within my workspace I participated in online workshops live via Zoom and felt connected to a larger community of calligraphers. My calligraphy skills began growing.

I use a slant board setup for lettering, a board that simply rests atop a thick book at a low 20 degree angle. Now often for drawing lines I place my paper over a template on an inexpensive ultra flat light box I purchased on amazon:
<https://www.amazon.com/ME456-Light-Ultra-thin-Power-Tracing/dp/B01EBA8ZX8>.

During the wintertime I prefer to be nearer hot tea and snacks (and a better view of backyard bird feeders) so the kitchen table is still where I do calligraphy too. Artistic lettering is a great way to pass the time; always a wonderful art form and satisfying learning experience. Within this pursuit of artistic beauty there is the enjoyment of line and color, the surprise of fun, the discovery of fresh resources, the fellowship of our group guild, and so much more.

And our guild library is located here; seen in the top photo. Over two hundred books available for borrowing. All active members are welcome to phone me during the week and set up a time to visit and browse through our large selection of books and magazines. Interesting history and endless inspiration!

MYSTICALLIGRAPHERS PRESENT:

THE MAGNIFICENT MONOLINE LETTER WITH RICK PAULUS

The Monoline letter is ubiquitous and has many voices. It was a favorite of the Art Nouveau and Art Deco periods, and continues to thrive today. Discover the diverse and lively world of the magnificent monoline letter in this colorful workshop with former White House chief calligrapher, Rick Paulus. From creating White House invitations (really!) to expressive calligraphy pieces and logo design, this pen is as diverse and as easy to use as it is fun! If you are a skilled calligrapher and have not yet played with monoline lettering, this workshop will stretch your imagination as you let go of the restrictions of thick and thin strokes. And, if you have never tried calligraphy at all...this pen is a welcoming entry-level tool. Regardless of skill level, this workshop will bring new, exciting life to your work. All Levels

OCT. 14 AND 15, 2023

9:00 am to 4:00 pm

Stonington Grange Hall
637 Pequot Trail (Rte 234)
Stonington, Connecticut.

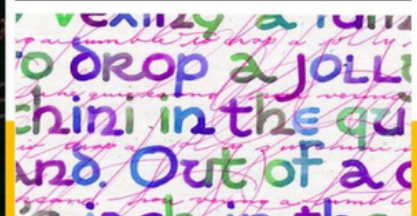


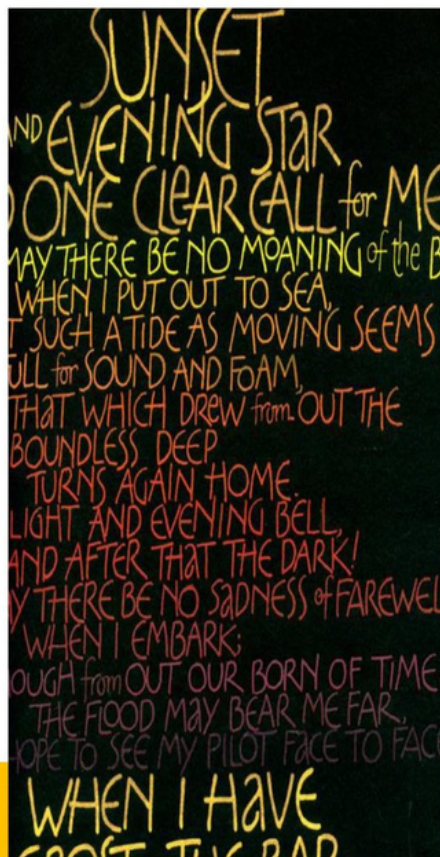



**\$160 MEMBERS,
\$170 NON-MEMBERS
PLUS \$15 MATERIALS FEE
(M. FEE WAIVED FOR THE FIRST 10
MEMBERS TO SIGN UP!)**

For scholarship information, please contact
Gail Turgeon at:

turgeongail@gmail.com or 860-536-8477

For questions regarding the workshop, please
contact Julieta Worley at:

julietabworley@gmail.com or 818-571-0273



2023 Upcoming Programs

Aug 9* – Book binding with Amy

Aug 23* – Melted crayon cards with Stu

Sept 13 – Annual meeting with materials swap and/or show and share

Oct 11 – TBD with Terry

Nov 8 – Page exchange

Dec 13 – Holiday party

(*summer meetings held at the Grange
in Stonington, in person only)

A friendly reminder for program leaders:

Please be sure to Email the group with the details of
your program including materials AND handouts so everyone,
including our Zoom-ers, can be in the know. Thank you!

There will be a meeting, likely in October, to plan 2024 programs-
so be sure to start brainstorming now for next year!