

SUMMER/AUGUST 2024

Mysticalligraphers

www.calligraphyconnecticut.org

THE CALLIGRAPHY GUILD OF SOUTHEASTERN CONNECTICUT



Marie Galtieri



Page Exchange 2012 "HAIKU" - Marie Galtieri

Co-President's Message

"Those who touch our lives, stay in our hearts forever." That will forever be true about our long time member of Mysticalligraphers, Marie Galtieri - who passed from our sight on May 26, 2024. We will have more to say in this newsletter about our dear friend.

These last months have seen us participating in some fun community events. The Mystic & Noank Library's May Spring Fair saw us lettering bookmarks for anyone passing by. June 1st we were at the Mystic Seaport for Riverfest. It was a great way to show people who we are! Stu made sure they knew we were a friendly and fun group! Check out our new banner for community events.

The International Calligraphy Conference - Roman Holiday, is over. But I was able to participate in an online class that really got the creative juices going! Stu will be reporting on his participation in IAMPETH as well. Looking forward to our summer workshops at the Grange. And a trip with Stu and Ellen to Chena River Marblers in Amherst. Check them out online - their videos are mesmerizing!

Our Page Exchange is coming in November - imagine a columnar alphabet in a vertical format - so much room for creativity! Keep in mind our presentations from Fran B., Stu S. and Gail T.

Summer is a perfect time to slow down and relax. Treat yourself to some gentle self care during these muggy days. Play with your lettering tools. Have fun and stay cool.

Annette Chittenden, Co-President

Announcements

NEWSLETTER SCHEDULE*

WINTER - FEBRUARY 1

SPRING - MAY 1

SUMMER - AUGUST 1

FALL - NOVEMBER 1

*APPROXIMATE

SPREAD THE SUNSHINE!

SEAN IS ALWAYS
LOOKING FOR CARDS
TO SHARE WITH
MEMBERS.

Dues are Due!


Our Annual Meeting will be on September 11, 2024. Your \$25.00 dues are due for the 2024-2025 year at this meeting or before.

If paying earlier, please send them to:

Terry Philbrick
7 Wyngate Circle
Mystic CT 06355

We welcome our new member:

Shirley Mitsko
62 Ginger Drive
Groton, CT 06340
shirleymitsko@gmail.com
860-448-2309 (h) 860-287-5616 (c)



**Melissa Stratton's
Valentine - unintentionally
omitted in last newsletter -
better late than never!**

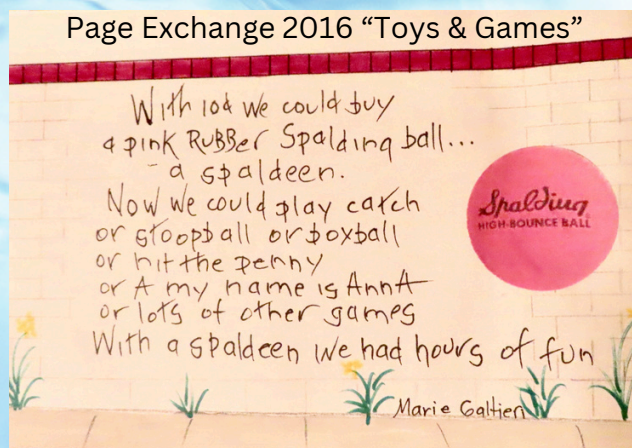
MEMORIES OF MARIE - "A Life of Service"

Marie was always laser focused at meetings. Asking the right questions, looking for clarity - all good traits for a proofreader of our many newsletters over the years.

She was present at just about all of our art exhibits - helping to hang the shows, following Milly around with hammer and nails. She leaves a gap now, in our Guild - to be filled with happy memories of a guiding member. Annette



Marie always had her hand up to volunteer for anything our guild needed. She was our newsletter copy coordinator for years as well as librarian and a member of the scholarship committee. She loved YouTube and quickly learned how to make everything from pop-up cards to faux leather book covers. Marie loved books and words as much as calligraphy. I will miss her very much. Gail



Marie chose to live life on the sunny side of the street. Her positivity and enthusiasm was contagious. As long as I can remember (as one of the early members of MC) she was active for MC in one capacity or another. She never did anything "half way".

I remember how enthusiastic she was about discovering ways to use "wash paper" on our Zoom meetings during Covid. Whenever I emailed her I got a response very quickly.

I still remember a lovely Christmas party at Sal and Marie's beautiful home about 30 years ago. There were three "MG's" in MC - Marie, Muffy, and me! And now there are two.

Marie did so much for the Lord - in her Bible Study and volunteer work - I believe that she is the newest Saint in Heaven. I will miss her always. Maureen



Our dear Marie was a loyal and continuing part of those who stuck around to assist me in putting together our Exhibits. Whenever or wherever they took place, she would be there to help. She would bring some new and different pieces that she had created. With her bubbling personality and her outsized energy, she was such an enduring and beloved part of every activity that ever happened at Mysticalligraphers. If it was happening, she was there; adding her own personal uniqueness and help. Marie had so much to offer, and she continually and forever gave it to us and the Guild. We will miss you so much, our dear Marie, RIP. Milly



Our committee after hanging a show.
Waterford Public Library - November 2019.

Stu & Gail's May Workshop



ALPHABET DAYZ
INVENTIVE TOOLS -
COMMON AND IRREGULAR



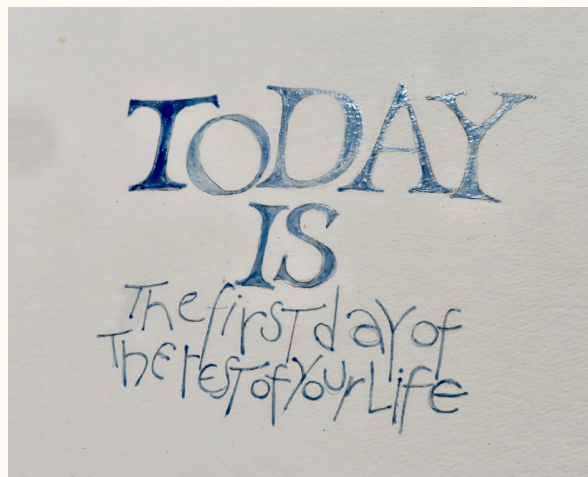
A fork, a sponge, a pipe cleaner and tongue depressor, Plus the usual, parallel pens, split pens - your imagination was the limit. Surprising results ensued. The exercise stretched us and gave us new possibilities.

Fran's Workshop in June

Thank you Fran B. for sharing one of the many lessons from last fall's workshop with Rick Paulus, "Asemic Writing". Asemic means having no specific content or meaning. It was fun to fill in and interpret the vacuum created by our "meaningless" lettering. Even more fun to create.



July Masking Fluid Workshop with Annette



Milly Carlson - masking fluid

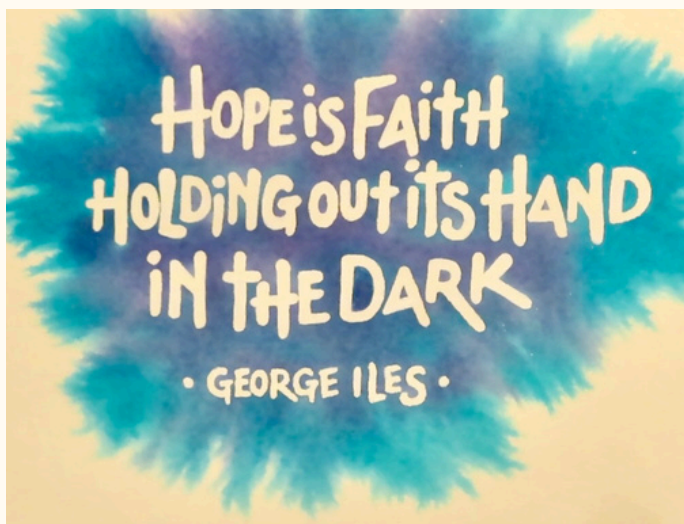


Meghan Lamoureux -
masking fluid, taped off



Annette Chittenden


Using Windsor Newton masking fluid (white) and Schminke (blue), members lettered a few words on watercolor paper. Once dry, people had a choice of taping off an area around their lettering or not, and adding a wash of watercolor. The results were surprising. The masking fluid dried quicker than many thought - usually within 10 minutes. Annette provided masking fluid and Econoline Liquid Watercolor Inks. The inks were fun and very intense, making for some interesting backgrounds!



Karen Burgess



Laurie Murphy



Barbara Heuer -
masking fluid
not rubbed off

Community Events!

THE MYSTIC & NOANK LIBRARY SPRING FAIR



Gail organized our participation in the Mystic & Noank Spring Fair at the end of May. Gail, Terry, Barbara R., and Annette lettered away as Stu explained what our Guild does and our quest for new members. There were local people who did not know our Guild existed!

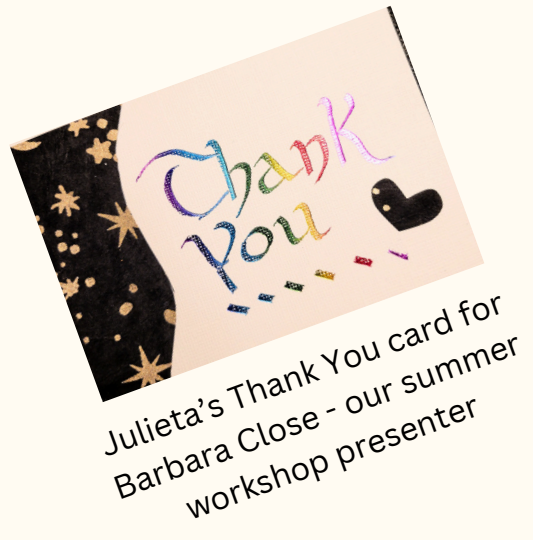

We received a wonderful handwritten note from The Friends of Mystic & Noank Library which read in part, "What a wonderful gesture it was for your group to offer beautiful bookmarks, free, to those who attended this year's Library Fair!....Thank you for your generosity... and for adding an additional note of fun to the fair."

MYSTIC SEAPORT MUSEUM RIVERFEST



The Seaport hosted a two day event to celebrate the river. We set up on Sunday, June 1st. Our member Arlene was there bright and early to show us exactly where to set up our tent. Notice our banner! It is laminated so it should survive quite a few community events. We brought artwork to showcase some of what we do. We had brochures explaining our mission and talked to quite a few folks about Mysticalligraphers! Bonus? Watching the Newfoundland Dogs: Water Rescue Training. You never know what you will learn at a community event!

Barbara Close "Power Pages - Design Techniques"



BARBARA CLOSE REFLECTION

On May 15, fifteen of us attended an all day Barbara Close "Page Layout" Workshop at the Grange. She came from California, continuing on to a workshop in upstate NY. After a late night flight she was met by Barbara and Roger Read who also hosted her overnight. She brought many works to inspire us along with her tool kit - not a mean feat since she was traveling by plane.

Not only is Barbara immensely talented, but clearly enthusiastic about sharing her creative ideas. She has been teaching since the early 1980's and has a Graphic Design background. Many of our group have taken classes with her previously. Milly reported that she learned more in this workshop than in much longer classes with other instructors.



During the course of the day, we practiced 5 different page layout designs:

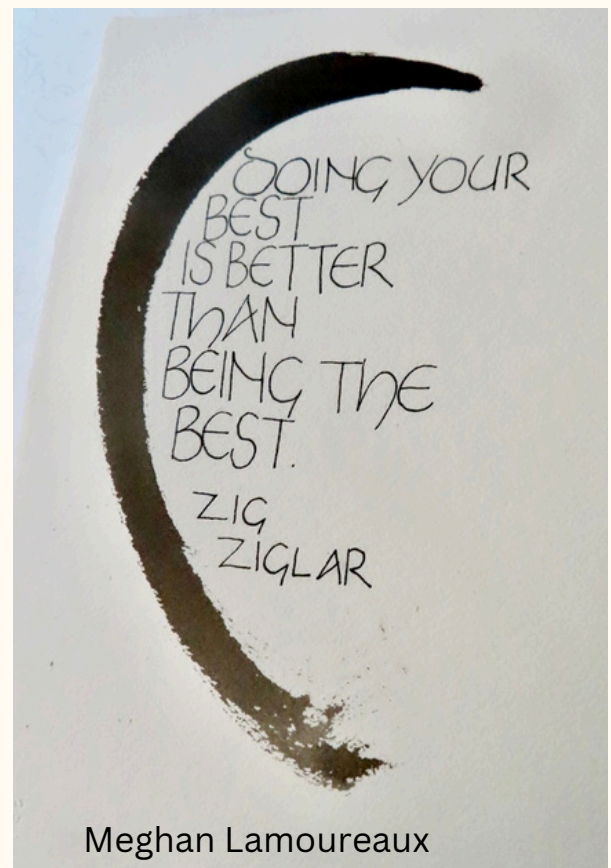

1. Letter B cut outs
2. Painting in a Box
3. Puzzle Letter Design
4. Enzo
5. Zen Pen



Gail, Barbara's assistant and tour guide, kindly invited us all back to her house afterwards as well as hosted Barbara overnight. We shared calligraphy stories, including ways to bring in new members (Barbara's group has over 500 members!)


Special thanks to Roger for making an emergency run for important photocopies; Stu for taking Barbara back to the airport; and Julieta for making this workshop a success!

By Laurie Murphy



INTERNATIONAL CALLIGRAPHY CONFERENCE - ROMAN HOLIDAY BY ANNETTE

Images below by Suzie Beringer



I did not attend the summer conference in person, but I did register for an online option. Even though it was hard to fit into my schedule - (I could not attend the first day), it was well worth the money! I had to choose three options, and as usual, I got my third choice - but it turned out to be a very good choice!

The instructor was Suzie Beringer - she is known for lettering in circles, and she works small. I thought, well, that will work for me as I do not have much space for art making!


My first class I learned how to make a perfect spiral with a compass and ruler - it was much simpler than I thought.

The most fun idea from the class was what she called "Free Writing". I journal regularly and I love to write about what I see and hear in nature - so this form of writing came easy. The wonderful thing about free writing is that you don't have to spend a lot of time researching good quotes. Just begin lettering, stream of consciousness style. The great thing about this kind of writing is that if you are running out of room, you can adjust your words - and if you have too many words, you can edit immediately - no one knows what it was supposed to say except you!

Then we learned how to use masks made out of clear contact paper, for watercolor painting. Contact paper is reusable! Then it was on to intersecting circles! How would that work?

I hope Suzie's samples here give you an idea of how a circle can influence composition and renew the surprise factor in our work!

Whether in person or online - calligraphy conferences are a game changer for skill and creativity and fun too!



STU'S ADVENTURES AT IAMPETH

A highlight of this summer was the IAMPETH Annual Conference in San Antonio, TX, the first week of July. Well, I must say it more than met my expectations. Over 300 participants were on the go starting about 8:00 a.m. with activities available until 11:00 p.m. Who's exhausted! But I didn't want to miss a thing.


IAMPETH is the acronym for the International Association of Master Penmen, Engrossers, and Teachers of Handwriting. Attendees came from throughout North America, Honduras, Hong Kong, Germany, India, Japan, China, Vietnam, Italy, Australia, and even Kazakhstan. There were 4 full day workshops to choose from daily, like Guiding Techniques, Gothicized Italics, Monograms, Roman Minuscules, Spencerian Script, Craft of Sketching, and Blackletter, to name a few. Instructors such as Barbara Close, former White House calligrapher, Rick Paulus, (both of whom our guild hosted within the past year) and even Her Majesty's calligrapher, Paul Antonio were there. Teachers were happy to help. Some had just come from teaching at the Roman Holiday Conference in Iowa.

Following a dinner break, evenings offered a round robin of hands-on demonstrations. Stu led a demonstration of Cheryl Moote's Peace Doves (with her permission)! Also a members' show and tell, an auction, and a gift of the attendee's name in exquisite penmanship written by the Masters as you observe. The John Neal "toystore" was open every day.

Whether you are a newbie, a beginner, or an experienced calligrapher, this is an enjoyable week of community and learning. Look out for it next summer in Norfolk, Virginia. Think about scholarships.



Stu and Tiffany -
a potential new member!



Paul Antonio pens Stu's name

2024 Upcoming Programs

Thank you again to those who have volunteered to present a program to the group! Don't forget to email the group, Annette, or Stu by the first of the month with your materials list and hand outs.

Aug 14 - Decorative multimedia wall hanging with Ellen and Gail

Aug 28 - Acrylic Marbling with Annette, Ellen, and Stu

Sept 11 - Annual meeting and show & share

Oct 9 - Foundational hand with Muffy

Nov 13 - Page exchange coordinated by Gail : Alphabet Design

Dec 11 - Holiday party

DATE TO REMEMBER

WATERFORD LIBRARY - NOVEMBER EXHIBIT 2025
49 ROPE FERRY RD. WATERFORD, CT 06385

IT'S NOT FOOD, BUT IT IS FOR THOUGHT

"The first week of August hangs at the very top of summer, the top of the live-long year, like the highest seat of a Ferris wheel when it pauses in its turning. The weeks that come before are only a climb from balmy spring, and those that follow a drop to the chill of autumn, but the first week of August is motionless, and hot. It is curiously silent, too, with blank white dawns and glaring noons, and sunsets smeared with too much color."

NATALIE BABBITT, TUCK EVERLASTING

**SLATE OF OFFICERS & EXECUTIVE BOARD
and GUILD POSITIONS
2024-2025**

**We will be voting on all these positions at our
Annual Meeting September 11, 2024 at the
Mystic & Noank Library.
See you there at 5pm!**

Co-presidents: Stu Sharack & Pam Lambot

Vice President: Gail Turgeon

Treasurer: Terry Philbrick

Recording Secretary: Kim Curtin-Marino

Membership: Terry Philbrick

Member-at-Large: Ellen Koh

Programs: Fran Baldwin & Gail Turgeon

Newsletter Copy & Layout: Annette Chittenden

Facebook: Pam Lambot

Historian: Muffy German


Publicity and Website Liaison: Melissa Stratton

Workshops: Julieta Worley

Librarian: Fran Baldwin

Exhibits: Milly Carlson

Sunshine/Social Director: Sean Kane



This wonderful collaborative piece was not attributed in our last newsletter!
It was done by Gail Turgeon and Fran Baldwin