



FALL/NOVEMBER 2025

# Mysticalligraphers

[www.calligraphyconnecticut.org](http://www.calligraphyconnecticut.org)

THE CALLIGRAPHY GUILD OF SOUTHEASTERN CONNECTICUT



Julieta Worley

## Co-President's Message:

After a dynamic series of workshops at The Grange in July and August, our Summer season wrapped up with a weekend workshop on Illumination, taught by our own Debbie Reelitz.

The coming months will be equally busy, starting with a Board Meeting in October hosted by Stu Sharack. On November 1st, Mysticalligraphers volunteers, under Milly Carlson's expert leadership, will display our month-long exhibit at the Waterford Public Library. Our Fall Jigsaw Puzzle will also be on display, completed in late Spring under Stu's tutelage. If you cannot attend the set-up, get your framed pieces (wire hangers only, no saw-toothed hangers please) to a volunteer who will be able to get it to the library on the 1st. Send your friends and family (and yourself!) to the show.

I am looking forward to our annual page exchange at November's meeting. Our "Pointed Pen" theme will surely yield many unique and beautiful pages.

We will be creating gift tags for participants at the Christmas Stroll in December. It's usually the 1st Tuesday in December, but date to be announced. We welcome volunteers to letter gift tags - we will have tables at the Mystic/Noank Public Library starting at 5:00 pm. Our traveling holiday tree will be displayed at the Lyman Allyn Art Museum in New London. We will meet to decorate on Sunday November 23<sup>rd</sup> - time to be announced.

And finally, the intrepid Milly Carlson has again welcomed us to have our Holiday gathering at her home. As with last year, the party will not be Wednesday but THURSDAY, December 11. We start at 5 p.m. Bring a dish to share. We will have a card exchange, but we are taking a break from our gift tables this year. If you wish to participate in the handmade card exchange, you must bring one of your own handmade cards to share.

The Board is working on some fun ideas that will help recruit new members to the Guild in the coming year. We are always open to suggestions. Calligraphers, here's to a productive and fun wrap up of 2025!

Pam Lambot, Co-President



# Announcements

## NEWSLETTER SCHEDULE:

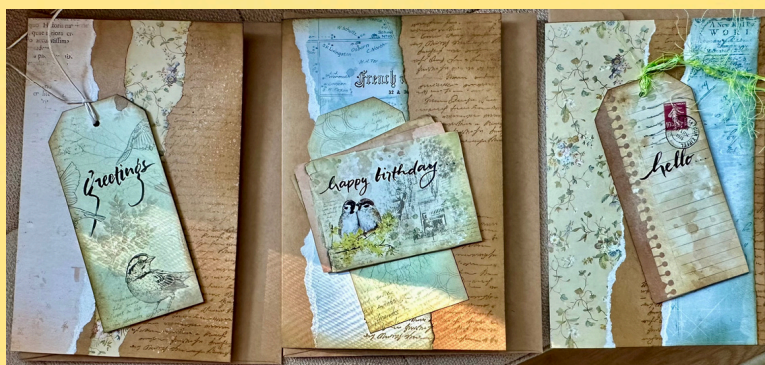
\*WINTER - FEBRUARY 1st

SPRING - MAY 1st

SUMMER - AUGUST 1st

FALL - NOVEMBER 1st

\*APPROXIMATE



VIN TRAPANI - CARDS FOR SEAN



Please send handmade cards to Sean.  
He spreads the sunshine to  
birthday folks and anyone needing  
recognition, celebration or a lift!

Fran Baldwin, Ellen Koh &  
Melissa Stratton approved  
Financial Records for the  
fiscal year 9/1/24 - 8/31/25.

**FOR SALE!**  
Gently used  
suitcase, almost  
new - used to  
store supplies  
for our paper  
newsletters.  
\$20.00 or  
best offer.



PLEASE JOIN US AT THE  
WATERFORD LIBRARY  
FOR OUR NOVEMBER  
MYSTICALLIGRAPHERS EXHIBIT  
(DURING REGULAR LIBRARY HOURS)  
49 ROPE FERRY RD.  
WATERFORD, CT 06385

## NEW MEMBER WELCOME!

**Mariah Sima**

**8 Barry Lane**

**Simsbury, CT 06070**

**Modmo@yahoo.com**

Our zoom account has ended with  
Annette's resignation. But, do not  
despair. Anyone who cannot attend  
regular meetings can request photos  
and exemplars from monthly  
presentations. You can still be  
connected! Just reach out to Annette  
with your request to be added to her  
email list! achitt@comcast.net



# Marble Painting with Laurie and Annette

The purpose of our August presentation at the Grange was to create handmade cards for Sean. When Laurie suggested Marble Painting, I had no idea what she was talking about. We rolled marbles in sumi ink and then rolled them across blank paper - sometimes just one marble - sometimes multiples.

It was truly fun and we were amazed at the various ways members used this technique ! Barbara Heuer decided to use golf balls at home and got good results.




Barbara Read




Laurie Murphy



Milly Carlson



Stu Sharack



Karen Burgess. - Bear



6 Panel card - marble painting - Internet



Pam Lambot & Melissa Stratton







# Binding Our Books

with Fran Baldwin & Ellen Koh

## *“Simple Soft Cover Bindings”*

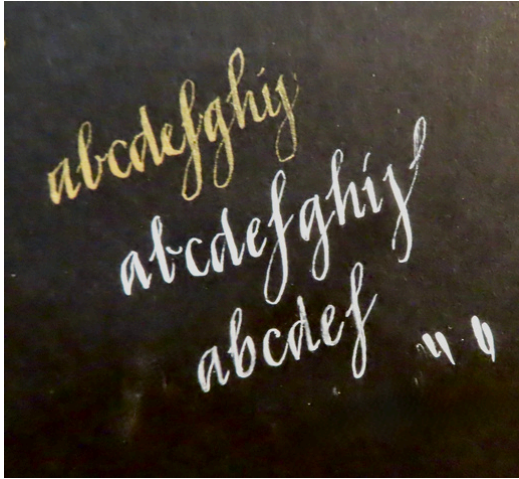
Fran Baldwin, Ellen Koh and Amy Estabrook presented a variety of simple binding methods to the group – which were perfect for binding prior year(s) Page Exchange Journals, or making a new blank journal. Fran demonstrated making a 3-hole Pamphlet Stitch Journal and also showed how to make a Folded Mini-Book using only one sheet of paper. There was a display of many different book bindings, along with templates/instructions for a 2 & 3 hole Pamphlet Stitch and Japanese Stab Binding. Ribbons, cord and beads were available for use. Amy shared her deeper knowledge of the art, along with some beautiful examples (hers!) of more intricate book binding projects. Oh! – the places you can go! By Ellen Koh



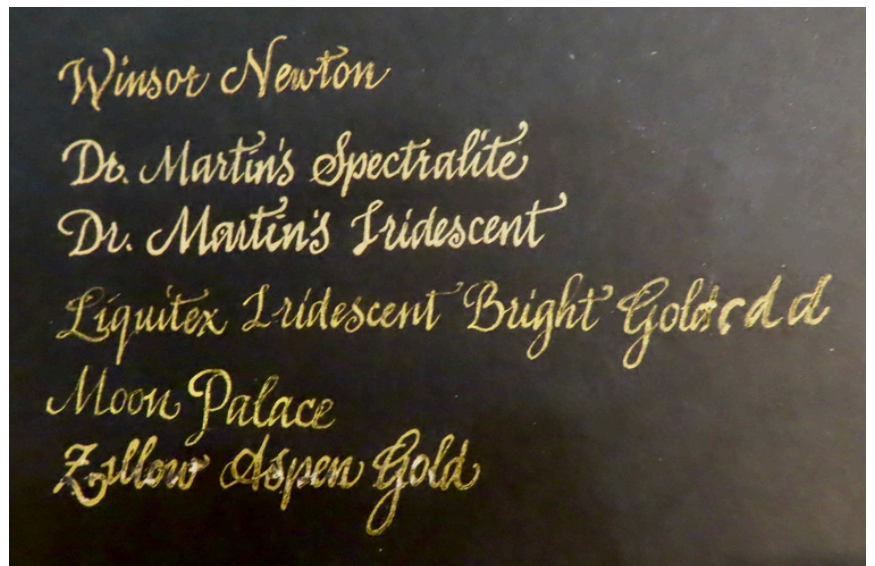


# Gold Inks with Stu

September brought us Stu's workshop on Gold lettering.  
We sampled various inks.




Karen Burgess's test samples of inks



Stu asked for recommendations about gold ink from some of the professionals: "Crooked Calligraphy" by Shinah - has a good review of gold inks; Rick Paulus likes Holbein Gold Gouache and Finetec Color; Mike Kessing likes Winsor Newton gold - it shines more than Holbein; Kestrel of InkMeThis uses cubes of gold TCK (The Creative Kind).

Karen Burgess found Dr. Martin Spectralite gold ink had an easy consistent flow. She needed to dilute the Liquitex Iridescent bright gold. For her, the Moon Palace was a little thick.






# Page Exchange Prep with Gail



Gail's presentation was full of wonderful examples of various layouts! Sharing many of her own pieces, we saw how letters can inform an image and vice versa! So many tips, such as: Include the attribution as part of the design; One word can suffice; Repetition can create texture; Words can surround an image or live inside it!




A piece by Rosie Kelley, whose work lives on to inspire us!




Milly Carlson



Three of Gail's pieces



Terry Philbrick



Fran Baldwin



Gail Turgeon



# Introduction to Illumination

with Debby Reelitz




Karen Burgess



Maureen Gleason



Ellen Koh



Annette  
Chittenden





# A Review

Introduction to Illumination  
with Debby Reelitz  
by Ellen Koh & Annette Chittenden

Debby Reelitz is a prolific calligrapher and a well organized teacher. Beginning with a brief history of illumination. we learned that originally only letters using gold or silver qualified as an illuminated letter. The term illuminated comes from the Latin "illuminate", meaning to "light up", referring to the way gold and silver accents make the pages shine. Through the ages an illuminated letter came to be any letter using color in/or around it.

The class did a deep dive into versal letters, using Lombardic capitals as our model. Lombardic versals are so graceful we couldn't help but create something beautiful! Debby explained equipment (liner and shader detail brushes, globe and principal nibs, gum arabic, etc.) and set-up, and why it is important to use the right tools for the best outcome.

We learned an embossing trick that made our gold areas sparkle. We used a globe nib for outlining letters and pencil lines - I found this nib to be sturdy and easy to use - that's saying a lot for a lefty! The Nikko G nib was comfortable to work with for many as well.

We were provided a variety of gouache colors (opaque watercolor) - making painting choices easy and fun. We mixed paint to the proper consistency so that it would work with brush and nib.

A surprise activity was drawing celtic knots! Debby had a great system and handouts to support the steps. Most of us were skeptical but jumped in to try - we were surprised at the results.

We left with a thick folder of generous samples of everything we worked on, and quality paper to continue. Debby shared many tips and tricks to help us develop our skills. My favorite was how to get rid of smudges and blobs on a piece!

Thank you Debby - for an organized presentation and your kind, patient, encouraging style of teaching - we found the weekend to be well worth it!






# Inspiration

## YALE BEINECKE LIBRARY EXHIBITS! SEPTEMBER 2, 2025 - MAY 3, 2026



Official posters for Beinecke book exhibits - running simultaneously - open to the public



Japanese Chirimen book example



traditional artist book example

Artists' books are a creative medium in which the conventional materials and approaches of book production—for instance paper and ink, graphically compelling combinations of illustration and text, and structures that invite exploration—are deployed and sometimes subverted to create tangible, interactive, surprising works of art. Some of the featured works in *Unfolding Events: Exploring Past and Present in Artists' Books* invite viewers to imagine the voices of people and communities about whom little or no documentation survives; others share unique personal responses to the world we live in today.

Chirimen-bon, or crêpe-paper books, were a type of Japanese illustrated book produced between the 1880s and the 1950s and made with textured, fabric-like paper. They came into existence alongside textbooks for Japanese learners of Western languages, and often served as souvenirs for Western visitors to Japan. They covered a wide range of Japan-related topics—fairy tales, folklore, cultural traditions, holidays, festivals, performing arts, and scenes from everyday life—in English, French, German, Spanish, Swedish, Russian, and other languages.



Yale's Beinecke Library Exterior



YALE'S BEINECKE  
LIBRARY - INTERIOR



# Autumn Puzzle Project

This was a group project - a labor of love.

It would not have been possible without the  
patience & commitment of our Co-President -

Stu Sharack. It will be displayed at our November art exhibit  
at the Waterfrond library.





## IN THE SPIRIT OF THIS GIVING SEASON!

**Debby Reelitz, professional calligrapher and teacher, offers calligraphy to young people online. She is reaching students all over the globe. In an effort to be as inclusive as possible she has set up a scholarship fund for her students.**

**Here's how to be a part of this effort:**

**Make checks payable to Mysticalligraphers and mail to:  
Lavell Thompson, 4 High St., Farmington CT 06032.  
PLEASE NOTE ON CHECK: Future Calligraphers Fund**

**OR: Venmo@Lavell-Thompson-1**

**Please note: Future Calligraphers Fund**

**For More Info: <https://letteringdesign.com/teaching/scholarship/>**




## Holiday Party

Once again, Milly has invited us to her home for our holiday gathering.

Thursday December 11<sup>th</sup> at 5pm.

Bring a potluck item - she will have a sign-up sheet at our November meeting.

Also, bring a handmade card for our card exchange - make a card to get a card!



## Food for Thought

Hand-lettering is an act of generosity. you slow down your hands so that someone else's eye may move more easily.

The discipline of that slowness is also a kind of kindness.




## Waterford Library Exhibit



Annette, Karen, Maureen, Milly







# Our Holiday Tree Exhibit



We will be setting up our tree with lettered ornaments at The Lyman Allyn Art Museum on Sunday, November 23<sup>rd</sup> in New London at 1:30pm. We are looking for volunteers to set up! Also, they have invited us to their holiday celebration on Saturday December 6<sup>th</sup> from 11am to 2pm. At this event we will be lettering holiday gift tags for the public. Pam has gift tags and new gold, white and black inks. Just bring your pen of choice and your immense talent. It will be a fun day.

## 2026 Upcoming Programs

**January 14- Tips and Tricks - Everyone**

**February 11 - Illuminated Letters - Stu Sharack**

**March 11 - Winter Puzzle Pieces - Gail Turgeon**

**April 8 - Guest Artist -To Be Announced**

**May 13 - Flourishing Capitals and Pointed Pen Doodles - Fran**

**June 10 - To Be Announced - Vin Trapani**

**July 8 - Carolingian Letters Part 1 - Stu Sharack and others**

**July 22 - Carolingian Letters Part 2 - Stu Sharack and others**

**August 12 - Celtic Knots - Ellen and others**

**August 26 - Mike Kesey Uncials - Terry Philbrick**

**September 9 - Greetings for Cards on Collage Paper Strips - Pamela LaRegina**

**October 14 - Circle Writing - To Be Announced**

**November 11 - Lettering on Rocks - Annette Chittenden**

**December 9 - Holiday Party - Everyone!**



# Blast from the Past

2016



Fran Baldwin



Barbara Read



Milly Carlson



Cut Paper Letters -  
a challenging and fun activity!